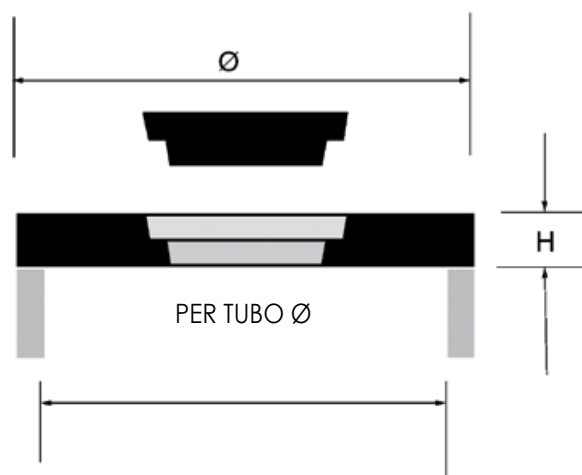
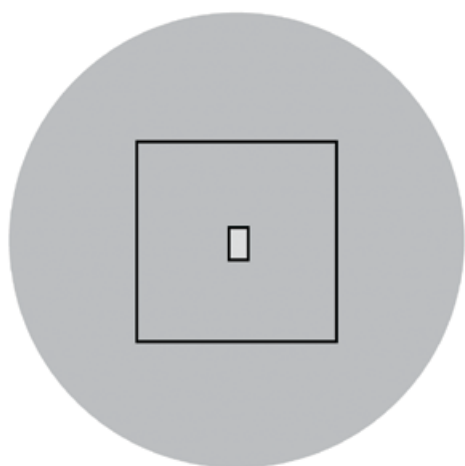



## Sigillo circolare



listino prezzi - gennaio 2016

### Sigillo circolare normale con cassa

Codice	Tubo Ø cm.	Ø cm	H cm	Peso Kg cad.	Prezzo cad. €	
					Franco partenza	Trasporto
440	80	92	10	150		
442	100	112	10	240		
444	125	138	15	550		
445	150	166	15	810		
446	200	220	15	1410		

### Sigillo circolare rinforzato con cassa

Codice	Tubo Ø cm.	Ø cm	H cm	Peso Kg cad.	Prezzo cad. €	
					Franco partenza	Trasporto
441	80	92	15	200		
443	100	112	15	360		
449	200	220	20	1860		